

**Your PIP assessment is at Gwelfor Community Centre,  
Holyhead**



**Address**

Gwelfor  
Community  
Centre,  
Ffordd Tudur,  
Holyhead,  
LL65 2DH



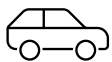
**Opening  
hours**

Monday to Friday  
09:00 to 17:00

Map and additional info on  
the next page

---

**Important: the directions provided are a guide only,  
please check your route before travelling**



**By  
car**

Follow the A55 across Anglesey to Holyhead. On entering Holyhead, follow the signs for the Port. At the roundabout near the entrance to the Port, turn right and then immediately left onto Turkey Shore Road. Follow this road for about a quarter of a mile then turn right into Ffordd Tudur (4<sup>th</sup> turning on the right). Follow this road and take the first turning left into the Gwelfor Car Park.

**If you have any questions, contact us on**

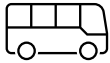
**0808 178 8114**



## **Parking**

There is parking available at the Community Centre with some disabled spaces just outside the entrance.

---



## **By bus**

You can get the bus from Victoria Road, it's serviced by 24A which stops just outside the Community Centre. It should take around 5 minutes.

---



## **By train**

The closest train station is Holyhead which is a 15 minute walk to the Community Centre.

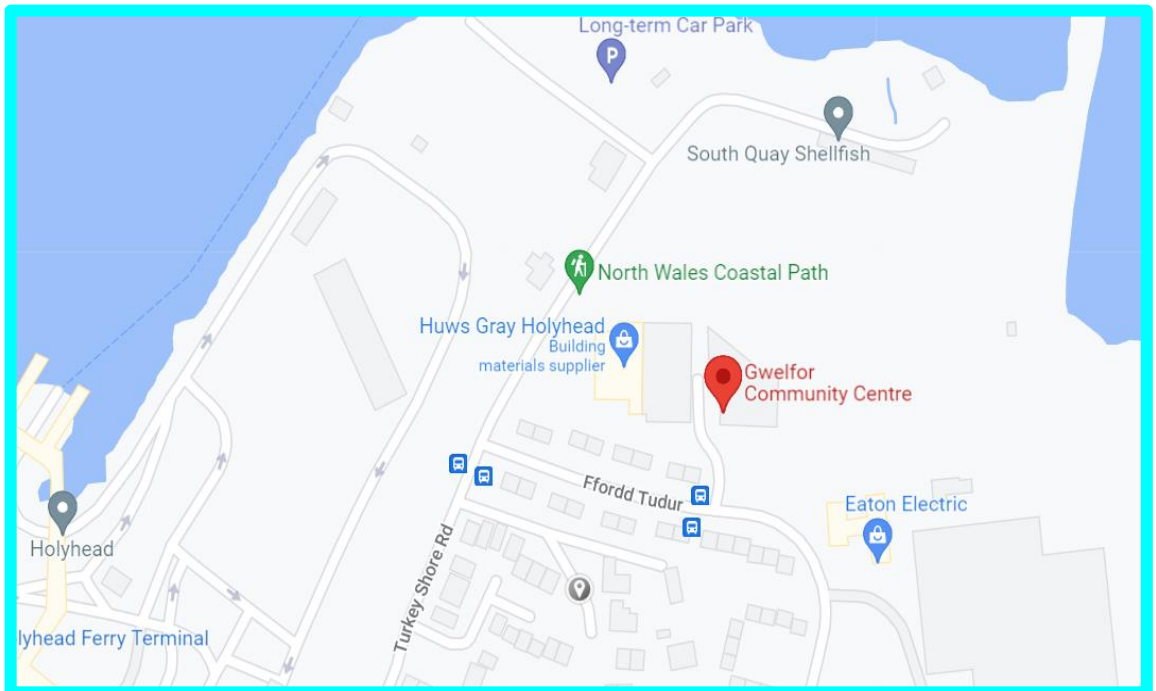
Exit the station and walk towards London Road. Turn left and walk along London Road, turn left again onto the A55 opposite Lidl. Continue down the A55 until you get to a roundabout.

Turn right next to The Edinburgh Castle and cross onto Turkey Shore Road, follow this road all the way along and turn right down Ffordd Tudor. Go down this road and the Community Centre is on your left.

**If you have any questions, contact us on**

**0808 178 8114**

## Your PIP assessment is at Gwelfor Community Centre, Holyhead



Map data ©2022 Google



### **Remember to bring two forms of ID with you.**

#### **When you arrive**

The door is usually shut and can be difficult to open, please ring the bell for assistance if needed.

There is a security guard who can assist with the door.

Let the reception know you have arrived and wait in the waiting area.

**If you have any questions, contact us on**

**0808 178 8114**



### **Useful info**

There is step free access available to the front and side of the property with plenty of parking close to the door.

The assessment room is approx. 20 meters down the corridor.

A disabled access toilet is just outside the assessment room.

**If you have any questions, contact us on**

**0808 178 8114**